



## Ten Aragon

10 Aragon Ave  
Coral Gables, FL 33134

Every month we compile this comprehensive market report focus on Ten Aragon in this convenient and easy to read format. Our datas comes from more than six different sources including MLS Associations, County Offices and Financial Institutions. Get this report for free every month on our website [tenaragoncondosforsale.com](https://tenaragoncondosforsale.com).

## Property Stats

POSTAL CODE 33134

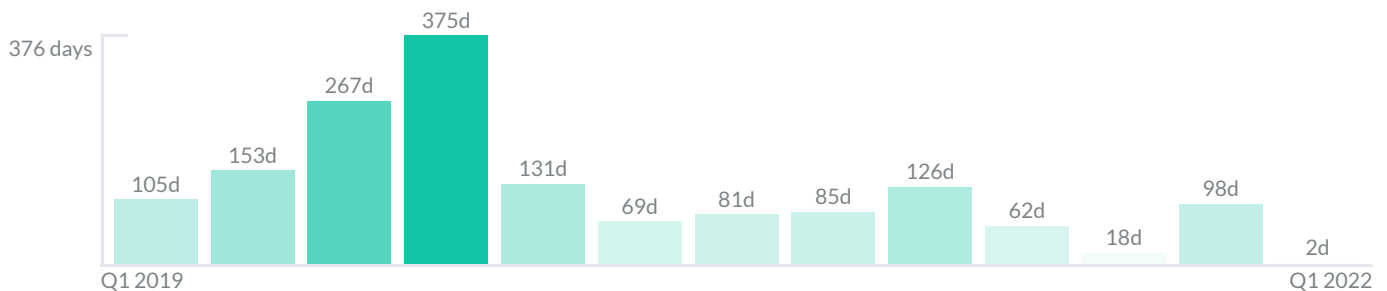
The property stats graph represents the median price evolution since ten years in your postal code area.



## Similar Properties

DAYS ON THE MARKET

Everyday 3 months we monitor how many days it takes for similar properties to be sold. This is also a good indicator to know when to buy or sale!

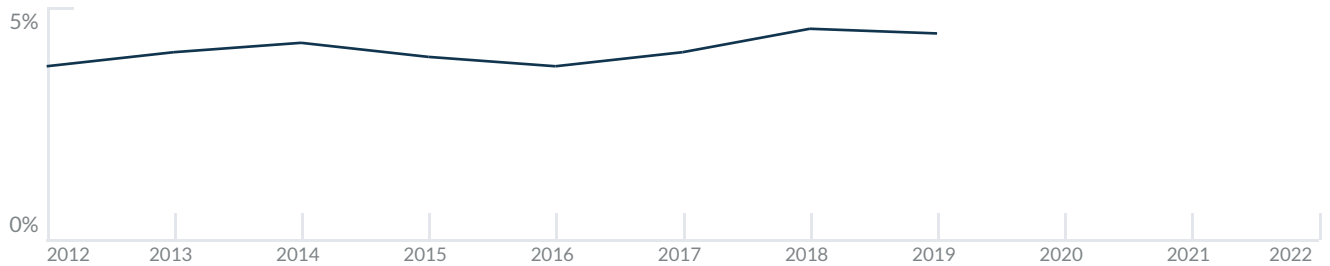


# Mortgage Rates

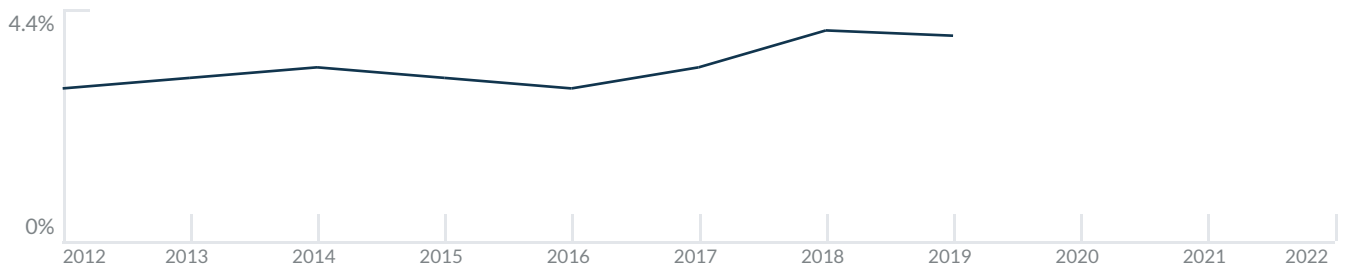
PER YEAR

Understanding mortgage economics is important when you want to buy with a loan. Below is the historical yearly average mortgage rates in the Unites States retrieved from Freddie Mac©

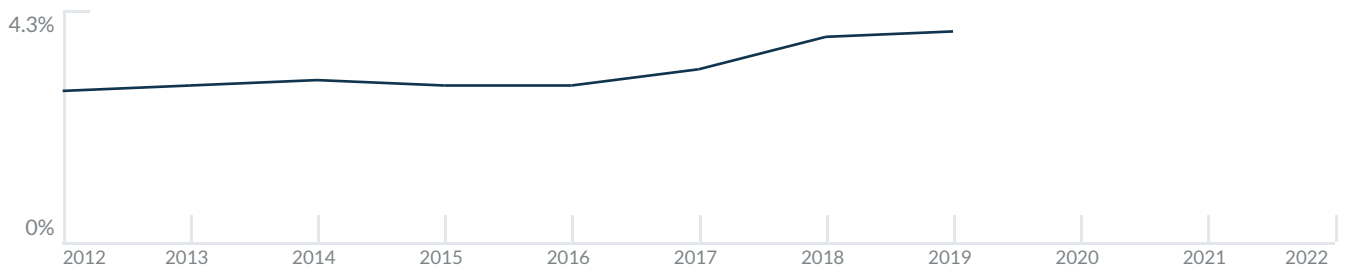
30 YEARS FIXED 4.4%



15 YEARS FIXED 3.9%



5/1-YEAR ADJUSTABLE 3.9%



# Schools

CLOSEST

Having good schools nearby is important if you have kids or plan to rent or sell your home. Ratings are retrieved from the leading independent and nonprofit GreatSchools©

ELEMENTARY SCHOOL  
Somerset Gables Academy  
10/10

MIDDLE SCHOOL  
International Studies Charter Middle School  
10/10

HIGH SCHOOL  
Academy Of Arts & Minds  
4/10

# Insights

IN TEN ARAGON

Below the average listing prices of available unit per property type.

2 BEDS  
 N/A  
 AVERAGE PRICE  
 0 FOR SALE  
 2 FOR RENT

3 BED  
 \$848,000  
 AVERAGE PRICE  
 3 FOR SALE  
 0 FOR RENT

2.9% to 3.2%  
 CAP RATE  
 Yearly net income when rent

0.1%  
 NEGOTIABILITY  
 What you can negotiate

3  
 AVAILABLE

0  
 SOLD

Sale within the last month

# Activity

SOLD OR RENTED

Below the latest transactions reported by the local MLS Association for Ten Aragon




\$350,000



UNIT 1502

SOLD | APR 2022



\$4,300



UNIT 1604

RENTED | APR 2022




\$2,100



UNIT 1419

RENTED | FEB 2022



\$330,000



UNIT 803

SOLD | FEB 2022




\$2,500



UNIT 1518

RENTED | FEB 2022



\$4,100



UNIT 1604

RENTED | DEC 2021

## Sold

LAST 20 PROPERTIES SOLD IN TEN ARAGON

Unit	Price	Beds/Baths	\$/Sqft	Sqft	Buying Date	Days on Market
1502	\$350,000	1/1	\$438.6	798	Mar 2022	3
803	\$330,000	1/1	\$413.5	798	Jan 2022	1
716	\$785,000	3/2	\$474.6	1,654	Nov 2021	112
919	\$330,000	1/1	\$413.5	798	Nov 2021	83
1413	\$290,000	1/1	\$385.1	753	Sep 2021	11
1212	\$299,900	1/1	\$398.3	753	Aug 2021	19
1514	\$445,000	2/2	\$390.7	1,139	Aug 2021	49
712	\$290,000	1/1	\$385.1	753	Aug 2021	5
818	\$299,000	1/1	N/A	N/A	Aug 2021	7
1016	\$570,000	3/2	\$344.6	1,654	Jun 2021	36
1217	\$437,500	2/2	\$371.1	1,179	May 2021	127
1012	\$285,000	1/1	\$378.5	753	May 2021	15
915	\$489,000	2/2	\$350.8	1,394	May 2021	62
613	\$299,000	1/1	\$397.1	753	May 2021	118
808	\$290,000	1/1	\$385.1	753	Apr 2021	14
1219	\$289,000	1/1	\$362.2	798	Apr 2021	36
806	\$440,000	2/2	\$315.6	1,394	Apr 2021	21
719	\$279,000	1/1	\$349.6	798	Apr 2021	35
1004	\$365,000	2/2	\$309.6	1,179	Apr 2021	160
917	\$430,000	2/2	\$364.7	1,179	Feb 2021	20

## Rented

LAST 20 PROPERTIES RENTED IN TEN ARAGON

Unit	Price	Beds/Baths	\$/Sqft	Sqft	Rented Date	Days on Market
1604	\$4,300	2/2	\$3.4	1,251	Mar 2022	20
1419	\$2,100	1/1	\$2.6	798	Feb 2022	2
1518	\$2,500	1/1	\$3.1	798	Dec 2021	27
1604	\$4,100	2/2	\$3.3	1,251	Dec 2021	13
911	\$2,900	2/2	\$2.3	1,251	Nov 2021	6
802	\$2,350	1/1	\$2.9	798	Sep 2021	34
1513	\$2,100	1/1	\$2.8	753	Sep 2021	3
711	\$3,400	2/2	\$2.7	1,251	Sep 2021	9
913	\$2,200	1/1	\$2.9	753	Aug 2021	4
1501	\$2,550	2/2	\$2.3	1,114	Aug 2021	12
618	\$2,000	1/1	\$2.5	798	Jul 2021	5
1007	\$3,200	2/2	\$2.8	1,139	Jul 2021	4
1408	\$1,975	1/1	\$2.6	753	May 2021	10
1013	\$1,775	1/1	\$2.4	753	Apr 2021	29
1008	\$1,750	1/1	\$2.3	753	Feb 2021	89
918	\$2,200	1/1	\$2.8	798	Feb 2021	60
913	\$1,800	1/1	\$2.4	753	Feb 2021	104
1202	\$1,900	1/1	\$2.4	798	Feb 2021	60
1407	\$3,200	2/2	\$2.8	1,139	Jan 2021	57
1114	\$2,399	2/2	\$2.1	1,139	Jan 2021	67

## Currently Listed

---

ACTIVE LISTINGS 1/1

Unit	Price	Beds/Baths	\$/Sqft	Sqft	Listing Date	Owner
607	\$3,000/mth	2/2	\$2.6	1139	Sep 2021	ESTHER I ORT...
916	\$825,000	3/2	\$498.8	1654	Feb 2022	N/A
1216	\$830,000	3/2	\$501.8	1654	Feb 2022	MARIA DEL R...
1216	\$890,000	3/2	\$538.1	1654	Feb 2022	MARIA DEL R...
1517	\$3,800/mth	2/2	\$3.2	1179	Sep 2021	JUAN C PADIAL