



Ten Aragon

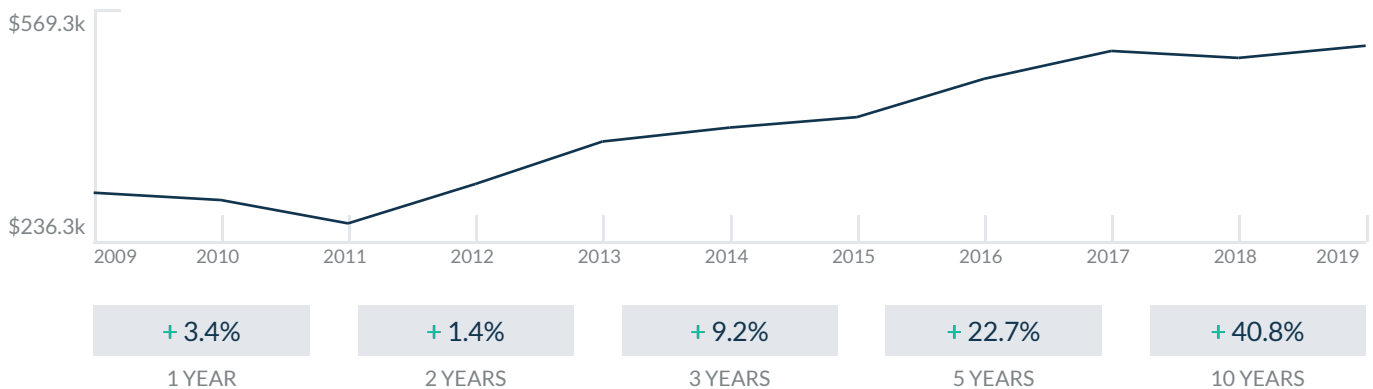
10 Aragon Ave
Coral Gables, FL 33134

Every month we compile this comprehensive market report focus on Ten Aragon in this convenient and easy to read format. Our datas comes from more than six different sources including MLS Associations, County Offices and Financial Institutions. Get this report for free every month on our website tenaragoncondosforsale.com.

Property Stats

POSTAL CODE 33134

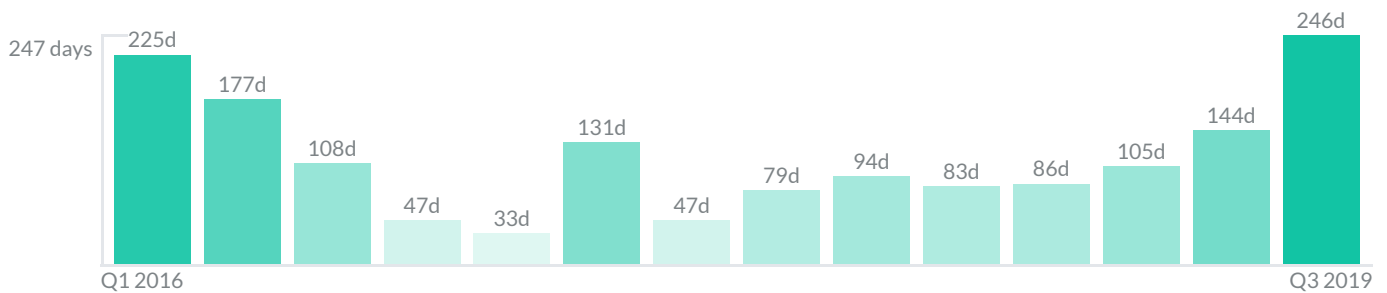
The property stats graph represents the median price evolution since ten years in your postal code area.



Similar Properties

DAYS ON THE MARKET

Everyday 3 months we monitor how many days it takes for similar properties to be sold. This is also a good indicator to know when to buy or sale!

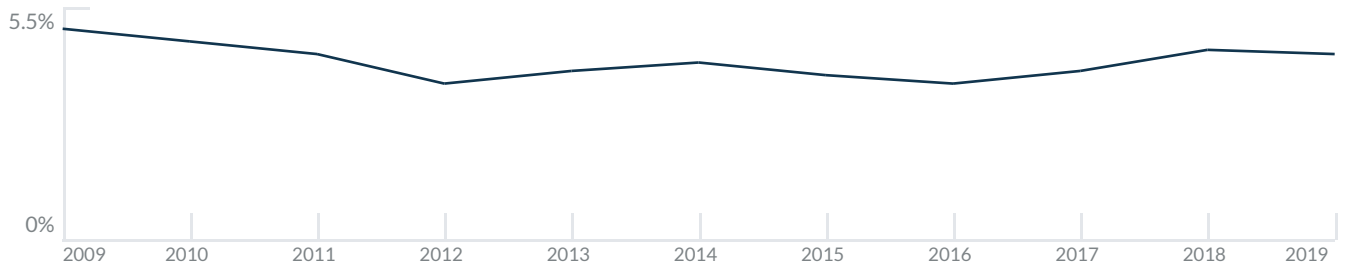


Mortgage Rates

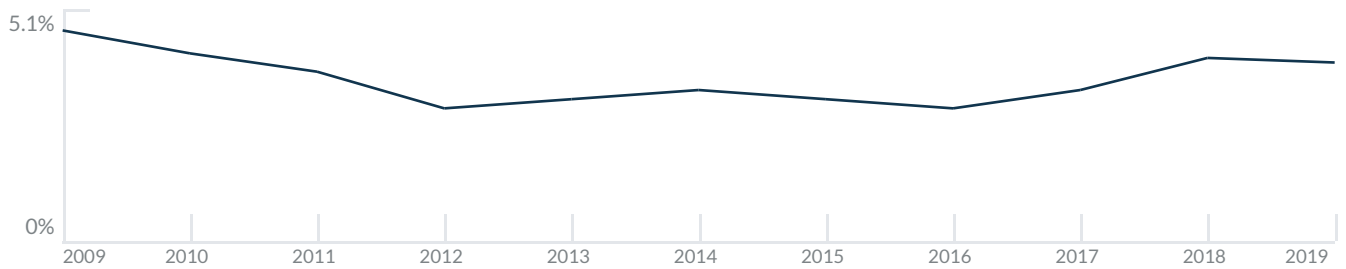
PER YEAR

Understanding mortgage economics is important when you want to buy with a loan. Below is the historical yearly average mortgage rates in the Unites States retrieved from Freddie Mac©

30 YEARS FIXED 4.4%



15 YEARS FIXED 3.9%



5/1-YEAR ADJUSTABLE 3.9%



Schools

CLOSEST

Having good schools nearby is important if you have kids or plan to rent or sell your home. Ratings are retrieved from the leading independent and nonprofit GreatSchools©

ELEMENTARY SCHOOL
Somerset Gables Academy
10/10

MIDDLE SCHOOL
International Studies Charter Middle School
10/10

HIGH SCHOOL
Academy Of Arts & Minds
4/10

Insights

IN TEN ARAGON







Below the average listing prices of available unit per property type.



Activity

SOLD OR RENTED

Below the latest transactions reported by the local MLS Association for Ten Aragon

 <p>\$258,000</p> <p>UNIT 1102</p> <p>SOLD FEB 2019</p> <p>1 Bath 1 Bed</p>	 <p>\$270,000</p> <p>UNIT 803</p> <p>SOLD MAY 2018</p> <p>1 Bath 1 Bed</p>	 <p>\$262,000</p> <p>UNIT 1013</p> <p>SOLD MAR 2019</p> <p>1 Bath 1 Bed</p>
 <p>\$2,300</p> <p>UNIT 1213</p> <p>RENTED MAR 2019</p> <p>1 Bath 1 Bed</p>	 <p>\$2,050</p> <p>UNIT 1019</p> <p>RENTED MAR 2019</p> <p>1 Bath 1 Bed</p>	 <p>\$380,000</p> <p>UNIT 801</p> <p>SOLD AUG 2018</p> <p>2 Bath 2 Bed</p>

Sold

LAST 20 PROPERTIES SOLD IN TEN ARAGON

Unit	Price	Beds/Baths	\$/Sqft	Sqft	Buying Date	Days on Market
1102	\$258,000	1/1	\$323.3	798	Jul 2019	100
803	\$270,000	1/1	\$338.3	798	Jul 2019	392
1013	\$262,000	1/1	\$347.9	753	Jun 2019	39
801	\$380,000	2/2	\$341.1	1,114	May 2019	248
707	\$429,500	2/2	\$377.1	1,139	Mar 2019	91
1414	\$419,900	2/2	\$368.7	1,139	Feb 2019	128
715	\$389,900	2/2	\$279.7	1,394	Feb 2019	36
807	\$409,800	2/2	\$359.8	1,139	Jan 2019	166
1404	\$525,000	2/2	\$445.3	1,179	Dec 2018	125
902	\$285,000	1/1	\$357.1	798	Nov 2018	96
804	\$419,900	2/2	\$356.1	1,179	Oct 2018	46
1019	\$275,000	1/1	\$344.6	798	Oct 2018	78
1101	\$440,000	2/2	\$395.0	1,114	Sep 2018	168
805	\$593,600	3/2	\$358.9	1,654	Aug 2018	24
1519...	\$740,000	2/3	\$387.0	1,912	Aug 2018	97
1011	\$485,000	2/2	\$387.7	1,251	Jul 2018	43
616	\$890,000	3/2	\$538.1	1,654	Jun 2018	94
918	\$280,000	1/1	\$350.9	798	Feb 2018	62
PH15...	\$279,000	1/1	\$349.6	798	Jan 2018	95
1109	\$299,000	1/1	\$397.1	753	Oct 2017	47

Rented

LAST 20 PROPERTIES RENTED IN TEN ARAGON

Unit	Price	Beds/Baths	\$/Sqft	Sqft	Rented Date	Days on Market
1213	\$2,300	1/1	N/A	N/A	Jun 2019	40
1019	\$2,050	1/1	\$2.6	798	May 2019	62
813	\$1,850	1/1	\$2.5	753	Apr 2019	35
613	\$2,000	1/1	\$2.5	798	Mar 2019	22
804	\$2,850	2/2	\$2.4	1,179	Mar 2019	125
1419	\$1,750	1/1	\$2.2	798	Mar 2019	162
1217	\$2,950	2/2	\$2.5	1,179	Feb 2019	23
808	\$1,850	1/1	\$2.5	753	Jan 2019	42
611	\$2,750	2/2	\$2.2	1,251	Jan 2019	129
919	\$2,000	1/1	\$2.5	798	Jan 2019	94
1413	\$1,800	1/1	\$2.4	753	Dec 2018	22
614	\$2,900	2/2	\$2.5	1,139	Dec 2018	58
1010	\$2,800	2/2	\$2.2	1,251	Nov 2018	92
1604	\$2,900	2/2	\$2.3	1,251	Nov 2018	82
1202	\$1,900	1/1	\$2.4	798	Nov 2018	2
1003	\$1,900	1/1	\$2.4	798	Nov 2018	17
908	\$1,775	1/1	\$2.4	753	Oct 2018	52
912	\$1,700	1/1	N/A	N/A	Oct 2018	44
1513	\$1,800	1/1	\$2.4	753	Sep 2018	49
917	\$2,750	2/2	\$2.3	1,179	Sep 2018	148

Currently Listed

ACTIVE LISTINGS 1/2

Unit	Price	Beds/Baths	\$/Sqft	Sqft	Listing Date	Owner
607	\$2,850/mth	2/2	\$2.5	1139	Jun 2019	N/A
607	\$470,000	2/2	\$412.6	1139	Jun 2019	N/A
708	\$269,900	1/1	\$358.4	753	Feb 2019	N/A
801	\$2,900/mth	2/2	\$2.6	1114	May 2019	N/A
803	\$1,850/mth	1/1	\$2.3	798	Jul 2019	N/A
810	\$445,000	2/2	\$355.7	1251	Jan 2019	N/A
812	\$265,000	1/1	\$351.9	753	Jan 2019	N/A
910	\$429,900	2/2	\$343.6	1251	May 2019	N/A
912	\$1,850/mth	1/1	\$2.3	798	Jul 2019	N/A
915	\$3,100/mth	2/2	\$2.2	1394	May 2019	N/A
1007	\$3,000/mth	2/2	\$2.6	1139	Apr 2019	N/A
1016	\$730,000	3/2	\$441.4	1654	Apr 2018	ANDY BALGO...
1018	\$1,850/mth	1/1	\$2.3	798	Jun 2019	N/A
1020	\$3,200/mth	2/2	\$2.9	1114	Jun 2019	N/A
1117	\$489,500	2/2	\$415.2	1179	Apr 2019	N/A
1120	\$460,000	2/2	\$412.9	1114	Apr 2019	N/A
1204	\$419,000	2/2	\$355.4	1179	Oct 2018	N/A
1214	\$419,000	2/2	\$367.9	1139	Feb 2018	LEIF E JATTNE...
1216	\$749,000	3/2	\$452.8	1654	Dec 2018	N/A
1413	\$280,000	1/1	\$371.8	753	Oct 2018	N/A

Currently Listed

ACTIVE LISTINGS 2/2

Unit	Price	Beds/Baths	\$/Sqft	Sqft	Listing Date	Owner
1416	\$770,000	3/2	\$465.5	1654	May 2019	N/A
1501	\$2,900/mth	2/2	\$2.6	1114	May 2019	N/A
1507	\$2,950/mth	2/2	\$2.6	1139	Jun 2019	N/A